

Combination of upgraded usability and functionality

Raster Link 7



- Improves reproducibility of special effects (such as transparency) of PDF data
- Increases RIP processing speed of PDF data by 25% on average
- Prints out the variable data by Variable print function
- JigLink function enables jig management by bar code

Basic design

Name ID

- Mimaki Taro 0001
- Mimaki Hanako 0002
- Mimaki Jiro 0003

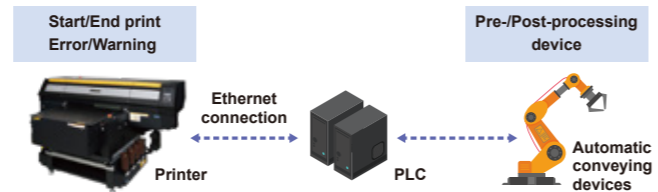
Photo

Improves efficiency

Automation of printing processes

Adaptable to "Mimaki Device Language (MDL)" to realize automation of printing processes

Using MDL commands allows you to automate printer control, job management, and workpiece conveying device operation from an external device



*When using MDL commands, refer to the separate MDL commands manual included in the SDK.
*Please note that machine failures due to MDL commands may not be covered by our warranty.

Specifications

Item	UJF-7151 plusII	
Print head	On-demand piezo head	
Print resolution	600 dpi / 900 dpi / 1200 dpi / 1800 dpi	
Ink	Type	UV curable ink LH-100 / LUS-120 / LUS-350 / MUH-100-Si / PR-200
	Color	C / M / Y / K / Lc / Lm / W / Pr / Cl / Si
	Ink supply	1 L / 250 ml / 200 ml bottle supply method*
Maximum printable area	710 × 510 mm	
Media	Size	710 × 530 mm (28 × 20 in) or less
	Thickness	153 mm (6 in) or less
	Weight	30 kg (66 lb) or less
Interface	USB2.0 / Ethernet (10 BASE / 100 BASE / 1000 BASE)	
Certifications	VCCI-Class A, FCC-Class A, IEC62368-1, ETL CE Mark (EMC Directive, Low Voltage Directive, Machinery Directive) CB Report, RoHS, REACH, ENERGY STAR, EAC, RCM	
Power supply	Single phase AC 100-240 V, 50/60 Hz	
Power consumption	1,300 VA or less	
Operational environment	Temperature	15 - 30 degC (59 - 86 degF)
	Humidity	35-65% Rh (No condensation)
	Recommended temperature range for stable operation	20 - 25 degC (68 - 77 degF)
	Allowable range of temperature change	±10 degC/h or less
	Dust level	Equivalent to a general office floor level
Dimensions (W×D×H)	2,203 × 1,572 × 1,293 mm (87 × 62 × 51 in)	
Installation area	2,803 × 2,580 mm (110 × 102 in)	
Main unit weight	330 kg (728 lb) Base stand weight is included.	
RIP Software	RasterLink7 (provided as standard software)	

* For LH-100, LUS-120 and PR-200, 1 L and 250 ml bottles are available.
* Only the 1 L bottle is available for the LUS-350, and only the 200 ml bottle for the MUH-100-Si.

Options

Item	Item code	Remark
Pilot lamp	OPT-J0398	Indicator light
Vacuum unit	OPT-J0419	Additional vacuum
UJF-7151 plusII OP Ionizer	OPT-J0518	To eliminate static electricity
UJF-7151 plusII Full cover OP	OPT-J0520	For noise reduction, safety, dust control
OP Air filter	OPT-J0515	Installation outside the main unit. Requires OPT-J0520 UJF-7151PlusII Full cover option for use.
Kebab MkII L	OPT-J0433	For printing on cylindrical materials

Inks and substrates:

*As physical properties of ink (adhesion, weather resistance etc.) are different depending on media, please be sure to have a print test in advance.
*Depending on the application, primers, other surface treatment or surface protection such as lamination may be necessary.

Safety notice:

This product is equipped with UV irradiation equipment. Please pay attention to the following notes in order to use safely.
•Do not look directly into the UV light source nor place your hand, or expose your skin directly to the UV light source.
•Depending upon print mode, some VOC emissions from printed parts not yet cured and hardened may occur.
•In addition, please be sure to read and follow the instructions and guidelines of the manual carefully.

●Some of the samples in this catalog are artificial renderings. ●Specifications, design and dimensions stated in this catalog may be subject to change without notice (for technical improvements, etc). The corporate names and merchandise names written on this catalog are the trademark or registered trademark of the respective corporations. ●Inkjet printers print using extremely fine dots, so colors may vary slightly after replacement of the printing heads. Also note that if using multiple printer units, colors could vary slightly from one unit to other unit due to slight individual differences.
●The specifications described in this catalog are as of April 2023.

Supply

Item	Item No.	Remark
LH-100	Cyan	LH100-C-BA
	Magenta	LH100-M-BA
	Yellow	LH100-Y-BA
	Black	LH100-K-BA
	White	LH100-W-BA
	Clear	LH100-CL-BA
	Light Cyan	LH100-LC-BA
	Light Magenta	LH100-LM-BA
	Cyan	LH100-C-B2
	Magenta	LH100-M-B2
	Yellow	LH100-Y-B2
	Black	LH100-K-B2
LUS-120	White	LH100-W-B2
	Clear	LH100-CL-B2
	Light Cyan	LH100-LC-B2
	Light Magenta	LH100-LM-B2
	Cyan	LUS12-C-BA
	Magenta	LUS12-M-BA
	Yellow	LUS12-Y-BA
	Black	LUS12-K-BA
	White	LUS12-W-BA
	Clear	LUS12-CL-BA
	Light Cyan	LUS12-LC-BA
	Light Magenta	LUS12-LM-BA
LUS-350	Cyan	LUS12-C-B2
	Magenta	LUS12-M-B2
	Yellow	LUS12-Y-B2
	Black	LUS12-K-B2
	White	LUS12-W-B2
	Clear	LUS12-CL-B2
MUH-100-Si	Light Cyan	LUS12-LC-B2
	Light Magenta	LUS12-LM-B2
	Cyan	LUS35-C-BA
	Magenta	LUS35-M-BA
	Yellow	LUS35-Y-BA
IJ Primer PR-200	Black	LUS35-K-BA
	White	LUS35-W-BA
	Clear	LUS35-CL-BA
	PR200-Z-BA	1L bottle
	PR200-Z-B2	250ml bottle
Flushing liquid 07	ML007-Z-BA	1L bottle
Maintenance 15 100ml bottle	ML015-Z-B1	100ml bottle
Maintenance 15 kit	ML015-Z-K1	Maintenance kit with 2 pcs. of 100ml bottle

* GREENGUARD Gold-certified inks are LH-100 and LUS-120.

For
**INDUSTRIAL
PRODUCTS**

High-Performance
Flatbed UV Inkjet Printer

UJF-7151 plusII



Amazing quality
Blazing speed
Uncompromising versatility



Mimaki MIMAKI ENGINEERING CO., LTD.
2182-3 Shigeno-Otsu, Tomi-city, Nagano 389-0512, Japan
mimaki.com TEL: +81-268-64-2281

Mimaki Global Network

USA	MIMAKI USA, INC.	Europe	MIMAKI EUROPE B.V.
Brazil	MIMAKI BRASIL COMERCIO E IMPORTACAO LTDA	Indonesia	PT. MIMAKI INDONESIA
India	MIMAKI INDIA PRIVATE LIMITED	Australia	MIMAKI AUSTRALIA PTY. LTD.
Taiwan	MIMAKI ENGINEERING (TAIWAN) CO.,LTD.	China	SHANGHAI MIMAKI TRADING CO.,LTD.
Singapore	MIMAKI SINGAPORE PTE. LTD.	Thailand	MIMAKI (THAILAND) CO.,LTD.



Amazing quality, Blazing speed, Uncompromising versatility.

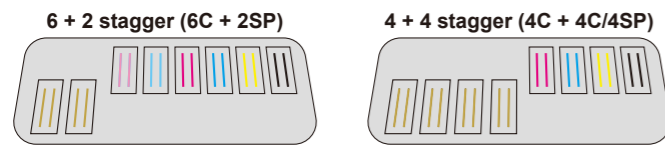
A high-performance model equipped with unparalleled diverse functions and realizing extremely high image quality, high speed and high precision



Optional 8-head/staggered arrangements

With an 8-head arrangement, you can select either 6 + 2 stagger (6C + 2SP) or 4 + 4 stagger (4C + 4C/4SP).

Head arrangement	Color set	Features
6 + 2 stagger	6C + 2SP	High-quality printing with two spot colors added to the 6 colors C, M, Y, K, Lc and Lm
4 + 4 stagger	4C + 4C	High volume production with high speed printing due to doubling the four colors C, M, Y and K
4 + 4 stagger	4C + 4SP	Four colors C, M, Y and K as well as four spot colors enhance functionality and expressiveness.



Head configuration is selectable at the time of installation, and later modification is also possible. Our service personnel perform such modifications.

6 + 2 stagger (6C + 2SP)

The six-color configuration including light colors (Lc and Lm), enables beautiful non-grainy printing with natural, elegant gradations.



Mimaki Fine Diffusion 2 (MFD2) - Technology-based high image quality -

Japan Patent No. 7152323

The image processing function RasterLink 7 carries out hybrid image processing combining the commonly-used "pattern dither method" and "error diffusion processing." Before printing, the RIP software processes the image data using MFD2, which suppresses noise and color unevenness and realizes beautiful prints.

When MFD2 is selected using RasterLink7



When MFD2 is not selected




High-definition printing - 1800 dpi maximum -

Equipped with 1800 x 1800 dpi mode^{*1}

Even detailed drawings and extremely fine text are reproduced beautifully and precisely.

Precision ink landing


Strengthened printer body structure reduces vibration during printing, allowing ink droplets ejected from the print head to land more precisely. This reduces color unevenness that occurs in solid areas and realizes sharpness of edges and fine lines.



Ball screw mechanism

- A structure for realizing high-definition printing -

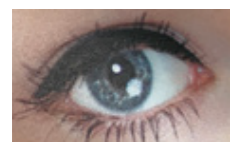
Ball screws located at both sides (x-axis) of the print table stabilize table drive during printing and help produce beautiful prints. Ball screws are also used at the z-axis side to drastically increase the load bearing capability of the table to 30 kg, allowing the use of heavy media and high precision jigs for industrial applications.



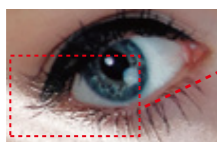
*1: 1800 dpi is only available for 6C + 2SP.

Color gloss function - Glossy texture realized without using a clear ink! -

Conventional printing



Color gloss printing



Equipped with a color gloss function that realize glossy colors with color inks alone. Realize impressive textures different from those of conventional clear inks.

When exposed to ultraviolet radiation, high ink-density portions become hardened to a glossy tone, and low ink-density portions become hardened to a mat tone. Unlike conventional clear ink printing, a just one time printing is very effective.

Depending on the media and data, an adequate effect may not be possible, so carry out test printing in advance.

High production - High-speed printing with a maximum output speed of 8.0m²/h -

When light colors (Lc and Lm) and associated features are not equipped, selecting the CMYK stagger arrangement (4C + 4C), increases printing speed to nearly twice that of the UJF-7151 plus.

Model	Head	Mode	Resolution	Pass	Print speed
UJF-7151 plusII	4C + 4C (CMYK)	Draft	600×600	6	8.0m ² /h
		Production	600×600	8	6.0m ² /h
		Standard	600×900	12	4.0m ² /h
		Quality	1200×1200	16	2.0m ² /h
	6C + 2SP	Draft	600×600	6	4.4m ² /h
		Production	600×600	8	3.2m ² /h
		Standard	600×900	12	2.2m ² /h
		Quality	1200×1200	16	1.1m ² /h
UJF-7151 plus	4C + 2SP	High Quality	1800×1800 ^{*2}	24	0.6m ² /h
		Draft	600×600	6	4.2m ² /h
		Production	600×600	8	3.1m ² /h
		Standard	600×900	12	2.1m ² /h
		Quality	1200×1200	16	1.0m ² /h

Printing speed: Common to one-layer printing (color or layers only) and two-layer printing (color + features) (4C + 4C: one layer only)

*2: Only in the case of 6C + 2SP

Highly functional inks realize a variety of expressive effects and printing stability


Silver ink

Using the "Mimaki Metallic Control (MMC)" printing technology enables gloss-tone and mat-tone metallic printing. The superimposition of color inks enables color metallic printing and high value-added expressiveness.



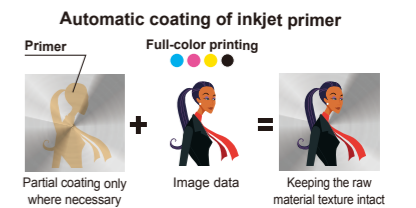
White ink and clear ink

Printing with high-concentration white ink as the basic color on transparent or deep-color media makes full-color images more vivid. Clear ink printing enhances decorative effects such as mat, gloss and texture.



Inkjet primer

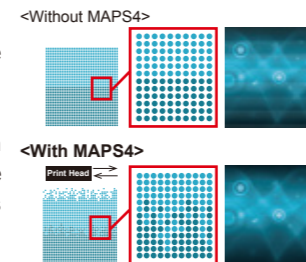
A primer that enhances ink adhesion to glass, metal, or surface-treated material. Because primer coating simultaneously with color printing is possible, the primer can be placed only on those portions requiring it. Placing primer only where it is required without manual work is possible, making the most of the texture of raw material and realizing beautiful finishes.



Mimaki's reliable stabilizing function ensures high-definition printing

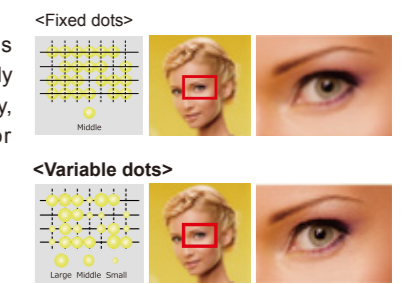
MAPS 4 (Mimaki Advanced Pass System 4)

Banding (horizontal stripes) and uneven color are reduced to realize smooth prints by printing pass boundaries gradationally. Based on printing conditions such as media/ink type and resolution, the most suitable gradation pattern is automatically selected and printed.



Variable dots

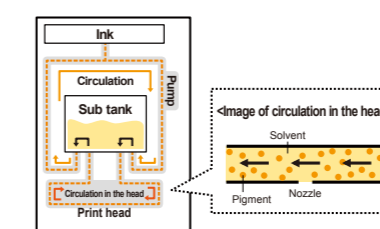
Three different ink dot sizes (6 pl minimum) are selectively ejected to enable less grainy, smooth, high-quality color printing.



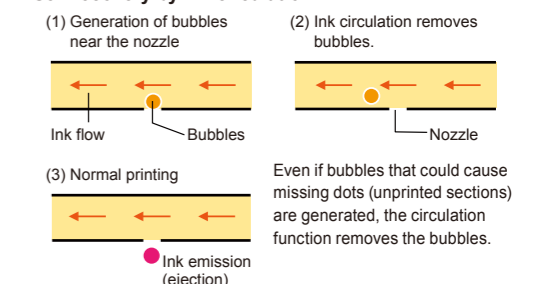
Ink circulation mechanism inside the head - Prevention of ink pigment precipitation -

Every head is equipped with an ink circulation mechanism that prevents pigment precipitation and removes bubbles from the ink (bubbles cause missing dots), which stabilizes printing and reduces the frequency of required cleaning and the running cost due to cleaning.

Ink circulation mechanism inside the head




Self recovery by ink circulation



NCU (Nozzle Check Unit)

The sensor automatically detects the nozzle condition. When the NCU detects a missing nozzle, it automatically performs cleaning to solve the problem.

Print head



NRS (Nozzle Recovery System)

If there is a nozzle problem that cannot be solved by cleaning, it automatically replaces the defective nozzle with an alternate one for each nozzle, which enables continuous printing without lowering printing speed.

The system is automatically controlled based on the information provided by the NCU. NRS may be unusable in some print modes.

